



Tour Presented by



METROPOLITAN
UTILITIES DISTRICT

APRIL 20 & 21, 2024
Saturday & Sunday | 11am - 4pm

Cover Courtesy of
HC REMODEL & DESIGN
See page 2 for
additional information



Remodeling your home? Installing gas appliances can save you money!



Metropolitan Utilities District gives you more reasons to choose natural gas appliances – **rebates**.



Purchase a new natural gas dryer or range and receive a \$200 rebate. Simply complete the rebate form and send it to us with proof of purchase and a \$200 rebate will be credited to your M.U.D. account.

BENEFITS OF A NATURAL GAS DRYER:

- Softer clothes with fewer wrinkles.
- Shorter drying times with less static.
- Dry two loads for the price of one.
- 3x more cost-efficient than electric.

BENEFITS OF A NATURAL GAS RANGE:

- Water heats twice as fast as electric.
- Precise temperature control.
- Instant on/off.
- 3x more cost-efficient than electric.

For more information and download the form, visit:

 mudomaha.com/rebates

METROPOLITAN
UTILITIES DISTRICT



PRESIDENT
Dan DeSive
 Pixel Fire Marketing

WELCOME...

Welcome to the 2023 PRO Remodeled Home Tour, we want PRO to be the first place to look for a contractor to help you fulfill your remodeling dreams!

On behalf of The Professional Remodeling Organization of Nebraska-Iowa (PRO of NE-IA) and myself, I want to thank you for viewing our tour magazine and visiting the tour projects. Without the support of our sponsors this magazine and the tour would not be possible....so a huge thank you to everyone supporting this event.

A special thank you also to the homeowners who have been so gracious as to let you view their beautiful renovations and updates. As you will see throughout this magazine and touring the homes, our members are rightfully proud of what they accomplish on a daily basis. By exceeding customers' expectations with design, development, craftsmanship and commitment to quality, on EVERY project.... our members continue to uphold the strong PRO tradition of excellence.

Much goes into being a PRO member, all are held to a strict code of ethics as well as firm requirements such as proper insurance, licensing and education. We keep a healthy sense of competition within our organization, even though we are competitors, we continue to develop amazing friendships and partnership every year. PRO of NE-IA has an amazing group of contractors and industry professionals who can help you with any project, large or small.

Please be sure to take time, visit and ask questions about these projects and of course questions about projects of your own. Our goal is to highlight excellence while giving you an opportunity to envision and put into motion updates to your own home.

BOARD OF DIRECTORS



VICE PRESIDENT
David Lakin
 VirtuActive – 3D Drafting
 & Design

TREASURER
Matt Cradick
 Husker Hammer Siding,
 Windows & Roofing

SECRETARY
Katie Koester
 EOS Worldwide

BOARD MEMBER
Shelley Forsman
 Forsman's Finest Decks

BOARD MEMBER
Jason Janzen
 ABC Supply Co., Inc.

BOARD MEMBER
Tim Silkknitter
 Cabinet Design Studio
 Gitt Construction, Inc.

CHAIRWOMAN OF THE BOARD
Stacie Muhle
 Artistico Design

EXECUTIVE DIRECTOR
Sarah Waters
 PRO of NE-IA

On the Cover

Gary Haldeman, HC Remodel & Design's owner and lead designer, has over thirty years of experience in the remodeling industry. He began his career with his family's construction company in central Iowa before starting his own remodeling company in the Omaha metro area.

HC Remodel & Design has received numerous awards for both design and service, but we are most proud of the way our client's see us:

"Best contractor experience ever."

"Dan, the project supervisor, was absolutely outstanding in all respects. He is extremely knowledgeable, highly competent, and fully committed to his work.."

"The short answer . . ."

Gary Haldeman is honest, creative, attentive, and delivers quality you cannot believe."

Thanks to our clients, we have become one of the highest recommended design-build firms in the Omaha area.



402-403-2378
 11811 I Street Suite 202
 Omaha, NE 68137
www.hcremodel.com



Photos by
 Thomas Grady Photography



APRIL 20 & 21, 2024 Saturday & Sunday | 11am - 4pm

PRO for Homeowners	3
Remodeling Checklist	5
Remodeling FAQ	6
Tour Site Matrix	9
Tour Information & Maps	10
Artistico Design & Hubby Home Improvement	13
Cabinet Design Studio	14
Gitt Construction, Inc.	15
Jenkins Remodeling, LLC	16
HC Remodel & Design	17
Cabinet Design Studio	18
Bosco's Home Improvement & Gotcha Covered Of West Omaha	19
Dave Sorys Construction	20
Forsman's Finest Decks	21
Priority Landscape Construction & Precision Enterprises, Inc.	22
Mike James Renovation & Iconic Styling + Design Studio	23
HC Remodel & Design	24
Tributary Design & Construction & Nest With The Nelsons	25
Gitt Construction, Inc.	26
Fireplace Stone & Patio	27
Tour Sponsors	28
Remodeling Done Right	31
PRO Pledge & Ethics	33
PRO Members	34
PRO Buyers Guide	38

Presenting Sponsor

METROPOLITAN
 UTILITIES DISTRICT



What does hiring a PRO of NE-IA member mean to me as a homeowner?

The goal of the Professional Remodeling Organization of NE-IA (PRO of NE-IA) is to help homeowners find the right professional partner to do their remodeling. Whether it is updating a kitchen to make it more efficient, turning an ordinary bathroom into a haven of rest and relaxation, or adding a room to meet the needs of a growing family, PRO wants each homeowner to get the maximum value or enjoyment for the dollars they invest in their remodeling.

Homeowners can be assured that any time they hire a PRO member, they are hiring an individual who has made a strong commitment to the professionalism of the remodeling industry and to his or her business.

PRO members have access to the latest information in the industry through publications, educational programs, educational seminars and conferences.

You can use the Buyer's Guide on page 39 of this magazine or the "Find a PRO" tool at proremodelingomaha.org to find a PRO member to create your dream space.

Take pride in your home,
hire a professional...

A PRO Member!



THE PRO WAY:

To our clients: to be honest, ethical and competent in all we do for them

To our employees: to provide safe and rewarding workplaces, free of discrimination

To our fellow members: to act as colleagues, not competitors, and to lift each other up

To our communities: to be the positive and trusted face of our industry

To our natural and built environment: to be good stewards of both

To our industry: to ensure its growth and good health



A home is more than four walls and a place to live, it's where we seek comfort and unwind at the end of each day. Home is where we grow families and memories. At Fireplace Stone & Patio, we can help create a purposeful space that expresses your unique style. Be it a new fireplace, decorative stone, comfy patio furniture, adjustable shade pergola or an outdoor kitchen, we have what you need to make your house a home, all in one place.



**FIREPLACE
STONE & PATIO**

Inspired Living, Inside and Out






402.884.8600

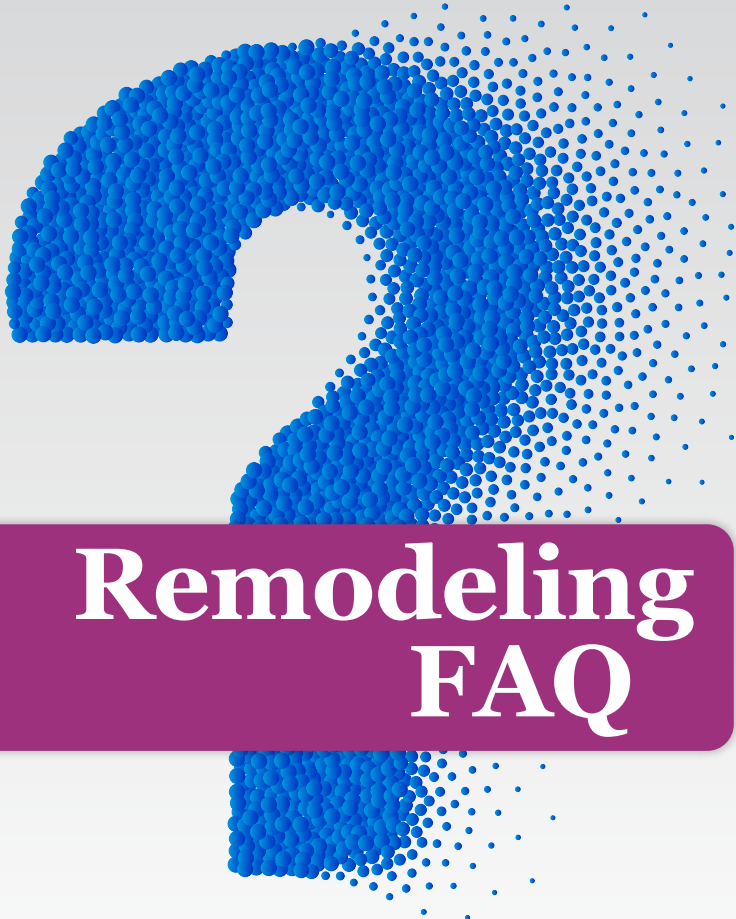
FireplaceStonePatio.com
13709 Industrial Rd. Omaha



REMODELING CHECKLIST

When you are ready to remodel your home, make sure you keep this handy checklist close by!

-  **Write It Down...**walk through your home and write down all the dreams you have for it.
-  **Cut It Out...**find pictures in magazines of tile, paint colors, cabinets, countertops, and appliances that you like.
-  **Plan It Out...**figure out your financial resources so you know how much you can spend on a remodel project.
-  **Call the Best...**look to PRO of NE-IA for your best resource for professional, ethical and experienced remodeling companies, subcontractors and suppliers.
-  **Do Your Homework...**call the contractor's references, ask to go see at least one of their remodeling projects.
-  **Give in to Your Gut...**the remodeling contractor or subcontractor will "live" with you and your family for days or weeks or months. Your gut feeling tells you if you are comfortable with this person!
-  **Define the Details...**your remodeling proposal and/or contract should be comprehensive and include product descriptions, start and approximate completion dates, payment schedule, change order procedures, warranties, and alternative dispute resolution clauses.
-  **Keep Your Perspective...**remodeling can be disruptive to your normal household environment. Take a deep breath, keep your focus and work with the remodeling contractor or subcontractor for the end result.
-  **Celebrate the Dream...**invite your family, friends, neighbors to see your new remodeling project...and start dreaming about the next one!



Remodeling FAQ

How important is it for my remodeling contractor to be licensed and insured?

It's very important. Licensing and insurance are required in the City of Omaha and many surrounding areas. Ask for proof of licensing or call the issuing municipality to verify the license. For insurance, ask for a proof of insurance or call the insurance company with whom the contractor is insured to verify coverage.

There are so many from which to choose. How do I select my remodeling contractor?

It's best to employ a home improvement contractor with an established business in your area. Local firms can be checked through references from past customers in your community or through your local Better Business Bureau. Local remodelers are compelled to perform quality work that satisfies their customers for their business to survive. Many states, but not all, require contractors to be licensed and/or bonded. Contact your state or local licensing agencies to ensure the contractor meets all requirements. Ask the remodeling contractor for a current copy of their license. You can also check with the government Consumer Affairs Office and the Better Business Bureau to ensure there are no complaints on record for the contractor. Ask to see a copy of the remodeling contractor's certification of insurance for the name of his or her insurance agency to verify coverage. Most states require a contractor to carry worker's compensation, property damage and personal liability insurance. Make sure the contractor's insurance coverage meets all the minimum requirements.

How much should my remodeling project cost?

This really depends on the size and scope of your project. The materials chosen, the size of the room, and age of the infrastructure can all impact the project cost. Remember when you are comparing bids, that you are comparing the exact same scope from each contractor. If a price comes in that looks too good to be true, it probably is. How much value will my remodeling project add to my home? This also depends on the scope of your project, and you may be surprised which projects add the most value.

How long should my project take?

Again, this depends on the size and scope of your project, and what is found during demolition. Unforeseen problems can pop up once walls are taken down, and these new issues can require additional work. Ask your remodeling contractor for the most reasonable time-frame and stay in touch with him or her as the project progresses, so you can plan for a finish date.

Should I plan more money than the contract price?

Additional work or a change in the project requested by the remodeling homeowner usually require a contract price change. Planning for the unforeseen is wise, though, so putting aside an extra 10% over the contract price makes for a less stressful remodel.

How many estimates should I get for a remodeling project?

You can go about the process in different ways. Conventional wisdom dictates three estimates for any remodeling work you are going to have done. However, if a home improvement contractor comes highly recommended by a trusted source, and you have met and talked with the contractor and feel comfortable working with him or her, getting additional estimates may not be necessary.

I have three different estimates, and the prices vary greatly. Why?

There are a number of different factors that go into pricing a remodeling project. Be sure that every estimate has the same scope of work. If the estimates are vague and you cannot interpret that information, go back to the contractor for clarification in writing. If you are unable to get adequate written clarification, it may be wise to eliminate that remodeling contractor from the bidding process.

What can I expect to do while a remodeling project is being done in my home?

Most importantly, keep the lines of communication open between you and the remodeling contractor and the work crew. Ask questions. Let them know what your family schedule is and whether you have pets confined somewhere. It's important to keep the work areas off limits to children and pets for their safety; however, you may have a little extra dust and dirt in your house, so keeping the work area off limits will avoid them tracking the dust to other parts of the house.



The Best *Design Showroom* in Omaha

Featured in the
PRO Home Tour
2024

Browse top industry products to transform your existing space. Walk-ins welcome or make an appointment.

Homeowners, builders, interior designers and the public are welcome.



Mission Hills Main Floor Reimagined

Available to view in person on the tour.



The Silverleaf Primary Bathroom

Available to view virtually on the tour.



CDS Cabinet | Design | Studio
Of Omaha

Experienced designers are available to assist you.

Take a Virtual Tour of our Showroom





COMMITTED TO GETTING YOUR JOB DONE. EASIER.

When your workday needs flexibility, we're there for you. Place orders, track deliveries and manage your account details with myABCsupply in the office or remotely. But when you need a friendly face, ABC Supply associates are just a phone call or click away, ready when and where you need us.

13251 Lynam Dr
Omaha, NE 68138
402-734-1414

1101 Grace St
Omaha, NE 68110
402-451-3063

7702 F St
Omaha, NE 68127
402-731-0588

ROOFING | SIDING | WINDOWS | TOOLS | GUTTER | ACCESSORIES

ABC
Supply Co. Inc.

TOUR SITE MATRIX

Planning a REMODEL in your home?

Use this matrix to find tour homes that showcase the type of remodel project you are looking to complete.

TYPE OF REMODEL	1	2	3	4	5	6	7	8	9	10	11	12	13	14	15
BASEMENT															
BASEMENT ADDITION														🏠	
BATHROOM	🏠	🏠	🏠					🏠						🏠	
BEDROOM														🏠	
COMMERCIAL PROJECT															🏠
DINING ROOM													🏠		
FAMILY ROOM				🏠			🏠	🏠					🏠	🏠	
KITCHEN	🏠		🏠	🏠			🏠	🏠				🏠	🏠		
LAUNDRY ROOM	🏠											🏠	🏠		
LIVING ROOM	🏠														
MAIN FLOOR REMODEL					🏠	🏠					🏠				
MEDIA ROOM								🏠							
OFFICE							🏠	🏠							
OUTDOOR SPACE/DECK								🏠	🏠	🏠					🏠
PLAYROOM			🏠											🏠	
SUN ROOM								🏠							
UTILITY ROOM							🏠	🏠						🏠	

APRIL 20 & 21, 2024
 Saturday & Sunday | 11am - 4pm



**These featured PRO members are offering
 VIRTUAL TOURS ONLY at
proremodelingomaha.org/2024-tour/**

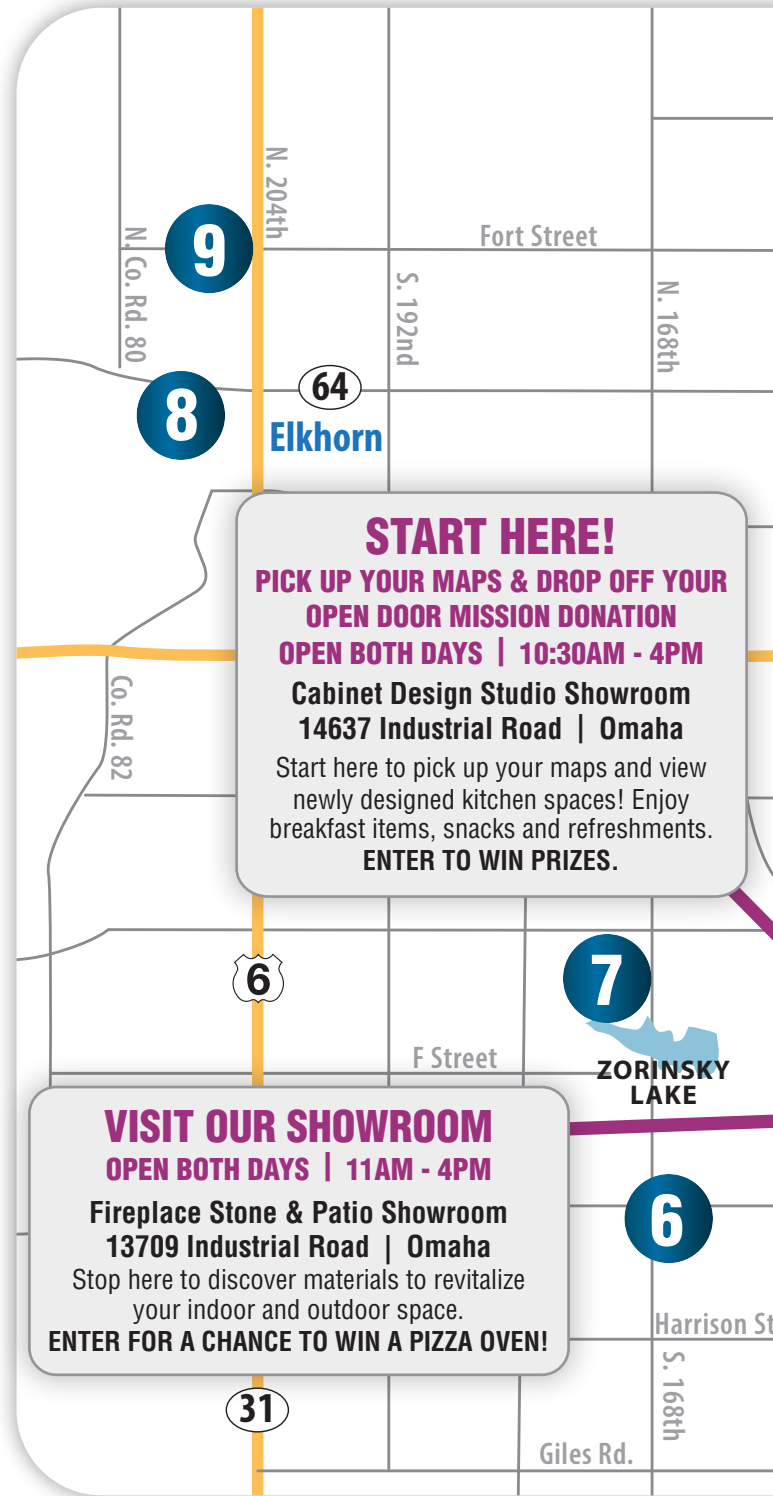
- 1 Artistico Design & Hubby Home Improvement**
Hawthorne Home Reimagined
- 2 Cabinet Design Studio**
Silverleaf Primary Bath
- 3 Gitt Construction, Inc.**
Country Chic Acreage

- 4 Jenkins Remodeling, LLC**
Pacific Hollow Renovation
- 5 HC Remodel & Design**
California Comfort in Saddlebrook



These featured PRO members are open for IN PERSON VIEWING and VIRTUAL TOURS

- 6 Cabinet Design Studio**
Mission Hills Main Floor Reimagined
5714 S 166th Ave Circle | Omaha
- 7 Bosco's Home Improvement & Gotcha Covered Of West Omaha**
Lake Zorinsky Traditional with a Twist
17070 Pasadena Court | Omaha
- 8 Dave Sorys Construction**
Old Town Elkhorn Home Revived
3340 N 207th Terrace | Elkhorn
- 9 Forsman's Finest Decks**
Modern Luxurious Backyard Retreat
5409 N 208th Street | Elkhorn
- 10 Priority Landscape Construction & Precision Enterprises, Inc.**
A Rustic Retreat in Linden
14023 Parker Street | Omaha
- 11 Mike James Renovation & Iconic Styling + Design Studio**
Ridgefield Transitional Twist Remodel
13106 Hamilton Street | Omaha
- 12 HC Remodel & Design**
Mid-Century Modern Kitchen
1810 S 109th Street | Omaha
- 13 Tributary Design & Construction & Nest with the Nelsons**
Charming Rockbrook Raised Ranch
3305 S 106th Street | Omaha
- 14 Gitt Construction, Inc.**
Westside Primary Suite & Walkout Addition
9102 Poppleton Avenue | Omaha
- 15 Bonus Feature: Fireplace Stone & Patio**
Modern Outdoor Dining in Aksarben
1911 S 67th Street | Omaha
Bonus feature: Outdoor commercial project! Stop in for lunch and view this outdoor dining space.



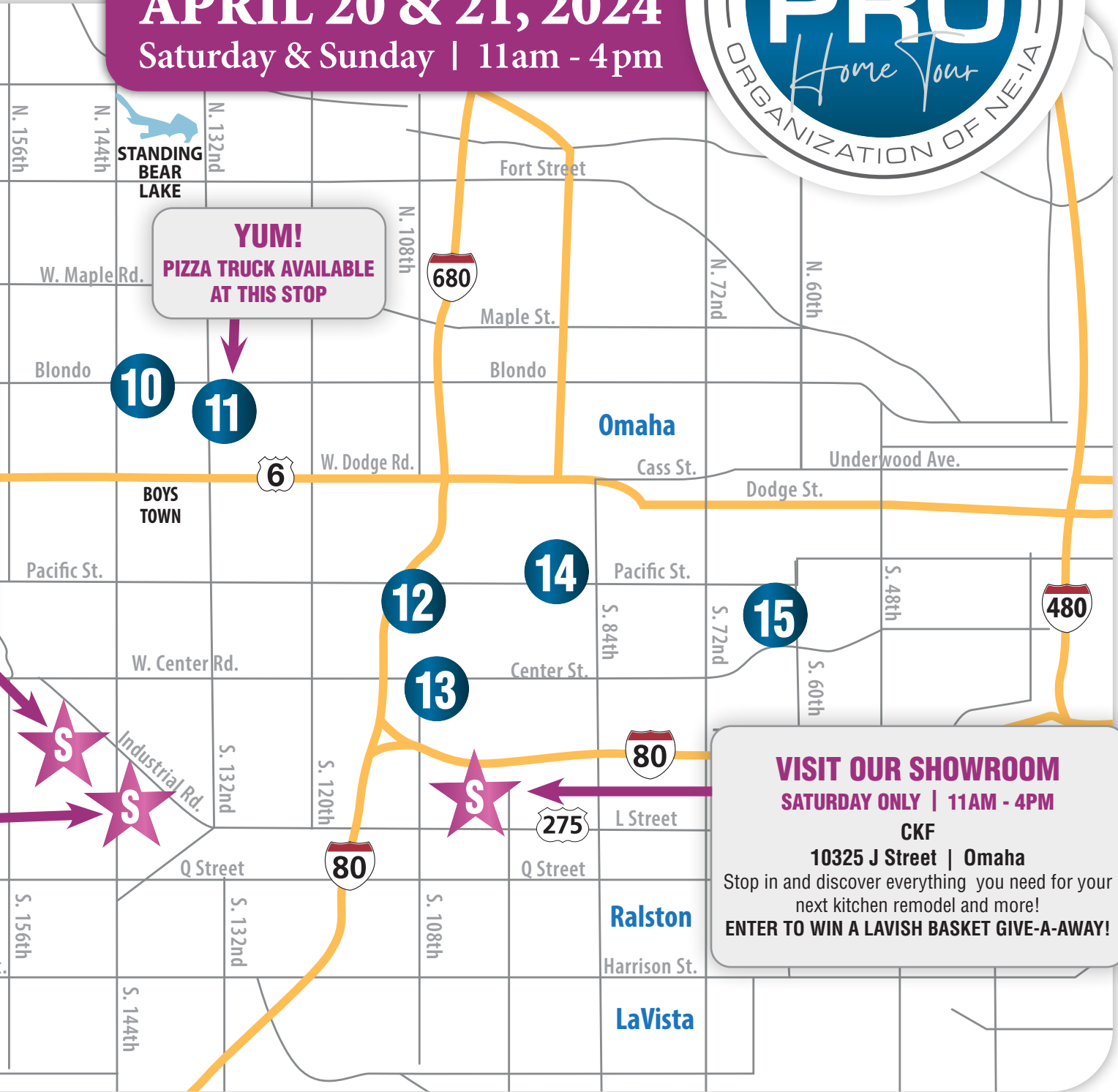
PRESENTING SPONSOR

METROPOLITAN
UTILITIES DISTRICT



APRIL 20 & 21, 2024

Saturday & Sunday | 11am - 4pm



YUM!
PIZZA TRUCK AVAILABLE
AT THIS STOP

VISIT OUR SHOWROOM
SATURDAY ONLY | 11AM - 4PM
CKF
10325 J Street | Omaha
Stop in and discover everything you need for your next kitchen remodel and more!
ENTER TO WIN A LAVISH BASKET GIVE-A-WAY!



YOUR LOCAL SOURCE FOR CABINETS & COUNTERTOPS



VISIT OUR SHOWROOM AT 10325 J STREET, OMAHA, NE 68127



CKFCO.COM



Hawthorne Home Reimagined



See the full video tour!



THE CHALLENGE

The biggest challenge in the whole project was getting the powder bath entrance out of the kitchen area. We had to get real creative with the floor plan layout to ensure the most efficient and effective use of the space vs. their needs. With an unused dining room, need for a pantry, small and enclosed spaces, the want to open up and make useable space for a large family was at the forefront of the wish list.

THE VISION

Modern, clean, open feel with a textural neutral palette while being family friendly to 3 kids, 2 dogs, and a large island for entertaining was the ideal vision for this project.

THE SOLUTION

Flip walkways through doors, utilize the dining room that wasn't being used to enhance the usable kitchen area, and repurpose a closet and part of original powder to get more centralized access to the powder and a "galley" style kitchen was the perfect fit to integrate the wish list.

THE RESULTS

The client couldn't be happier! The spacious feeling with the clean lines makes this space feeling joyous to spend time with friends and family. Reimagining the floor plan with a walk-in pantry of dreams became a reality giving this main level efficiency and a completely updated look.



Stacie Muhle
402-650-6526
artisticdesign.net



Jeff Hubby
402-202-7163
hubbyhome.com



METROPOLITAN
UTILITIES DISTRICT

PRESENTING SPONSOR



THE CHALLENGE

Walking into a dark and outdated space, the clients were ready for a change in their primary bathroom. As, with every space, there were challenges to overcome. Our main challenge was reworking the existing shower. The existing shower had an unflattering angled glass that took away from the space. The homeowners wanted a more intentional layout. Finally, the oversized whirlpool tub, outdated flooring, and tile needed to be replaced to transform their primary bathroom into the bathroom of their dreams.

THE VISION

To make the homeowner's vision come to life, we wanted to find a way to brighten up the space while keeping the existing character. To do so, we needed to find a way to allow the natural light to shine through the front-facing windows while maintaining privacy. As for the shower, we used a large format white tile to give it more life. We knew that installing a wood-look tile on the bathroom floor, black penny tile on the shower floor, and a heavily grained wood vanity would generate the character the homeowner was looking for.

THE SOLUTION

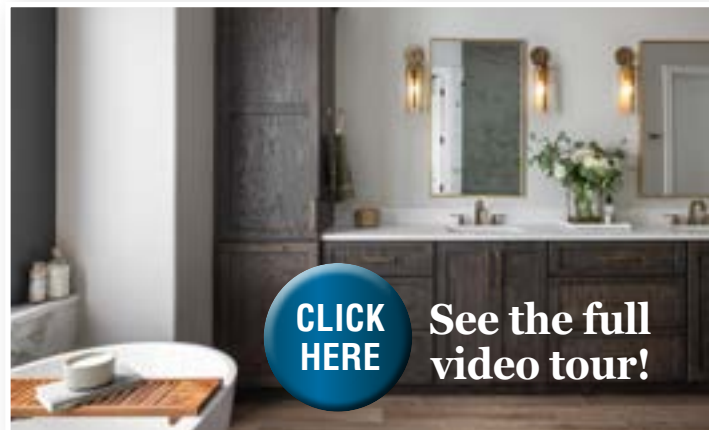
We made the homeowner's vision come to life by first squaring off the shower which allowed us to put in a large bench and built-in niche. The next focus was the vanity, the homeowner wanted to add personality to the space by selecting dark-stained oak cabinetry. Our final solution was to frost the large windows above the tub to bring in more natural light to the space without losing privacy.

THE RESULTS

Left with an in-home oasis of their dreams - the clients are ready to enjoy their new spacious shower and soak in their new freestanding tub while admiring the beautiful dark-stained oak vanity. To make the shower shine, we used a large format white marble look tile on the walls, black penny tile for the shower floor, and honey bronze fixtures. The full overlay vanity was anchored by two utility cabinets with hamper pull outs in the bottom to allow for less clutter in the space. All the intentional details made this space feel like the in-home oasis the homeowners envisioned.



The Silverleaf Primary Bathroom



Tracy Tobaben, Designer
531-301-9550
cabinetsomaha.com



See the full video tour!



**CLICK
HERE**

**See the full
bathroom
video tour!**

**CLICK
HERE**

**See the full
kitchen
video tour!**

**Country Chic
Acreage**

THE CHALLENGE

After purchasing a new home set in the rolling hills set off Blair High Road, the homeowners knew they wanted to rework the outdated kitchen and primary bath as soon as possible. The dark and cramped kitchen felt removed from the rest of the home. Therefore, opening that wall up was necessary but came with challenges.

The layout of the primary bathroom was not functional for the homeowner's needs - the space felt tight, and the design was outdated. Finding a way to make the bedroom, closet, and bathroom flow was our main challenge. With the home being a bit older, other unique challenges came along with these projects. But we were ready to get started and transform these spaces for the homeowners.

THE VISION

The homeowners had a vision in mind for each space. Starting in the kitchen, they wanted to open the space by removing the wall between the kitchen and living space, brighten up the space, implement a new cabinet layout with new full overlay painted maple shaker cabinets, a simple subway tile backsplash, new quartz countertops with veining for some movement, add a large island with seating, and re-stain the flooring.

Moving onto the primary bathroom, their main vision was to fix the awkward stairs that ruined the flow between the bedroom space and the bathroom. To make their vision come to life, we needed to find a way to move the stairs leading to the bathroom, expand the closet opening, and be intentional with the material selection to make the space feel larger.

THE SOLUTION

Our main solution in the kitchen space was to remove the wall. To keep the flow of the kitchen, we kept a small portion of the wall that the stairs ran into. This allowed space for the fridge to stay on the same wall.

In the primary bathroom, our main solution to the awkward stairs was to rework where the closet door was. The solution we found was to move it from the bathroom to the bedroom. We also extended the steps that lead to both spaces for a better flow visually

THE RESULTS

The homeowners now had all the boxes checked for their new kitchen. A custom island that makes a huge statement with its Steely Blue painted finish, custom inset cabinetry, two end posts under the quartz overhang to provide additional seating, and stunning quartz tops to provide plenty of space for prep work. Full overlay cabinets for the perimeter that reached the ceiling with double stack flat crown. We pulled the Steely Blue color from the island into the perimeter by adding a utility cabinet for their pantry storage.

In the primary, we relocated the closet door to the bedroom which made the bathroom its own space and not a walkway to another room. This allowed the primary bathroom to transform into a spa retreat with a soaking tub, a large walk-in shower, and a custom hickory wood vanity to add a little character back into the space. By utilizing white tile with a mix of black metal and hickory accents, we were able to create a spa-like space with a cozy feel. Overall, this space is the perfect spot to relax at the end of a long day.




DESIGN | BUILD | REMODEL

Tim Silknitter
(402) 740-9551 | GittDBR.com



**METROPOLITAN
UTILITIES DISTRICT**

PRESENTING SPONSOR



Pacific Hollow Renovation

THE CHALLENGE

Several walls on the main floor of this home divided the kitchen, dining room and living room creating a dim and uninviting space. The main level flooring consisted of hardwood floors, carpet and tile which deprived the space of any flow from room to room.

THE VISION

The homeowners envisioned an open floor plan with a separate walk-in pantry which would create the perfect gathering space for friends and family.

THE SOLUTION

Removing two walls that divided the main floor into several smaller rooms opened up the entire space. The kitchen was moved into the existing dining room and a separate walk-in pantry was created where the kitchen previously was.

THE RESULTS

The homeowners now enjoy an expansive kitchen consisting of a large center island, mixed wood cabinets, quartz backsplash, gas range, coffee bar and a walk-in pantry. This family can now enjoy the home they once only dreamed of.



Chris Jenkins, Owner
(402) 750-9599
jenkinsremodelingomaha.com



See the full video tour!



California Comfort in Saddlebrook



THE CHALLENGE

Remodeling a builder-grade home with a dark, closed off kitchen presented several challenges. We needed to reconfigure the existing layout to create a more open and functional space while maintaining structural integrity. Ensuring a seamless integration between the kitchen and surrounding living areas was a must, and character and customization were desperately needed.

THE VISION

The homeowners wanted us to create a sense of California living in the Midwest. The vision was to create a seamless flow by expanding the kitchen to the rest of the home. By removing the dividing wall, the connectivity and functionality of the kitchen would allow the space to be tied into the rest of the home. Maintaining continuity in materials, finishes, and color schemes throughout the space would ensure a cohesive aesthetic that would unify the home and give it a more inviting atmosphere.

THE SOLUTION

Taking down the wall between the kitchen and living spaces offered a solution that enhanced both functionality and aesthetics. Adding a beautiful hickory island and extending the kitchen cabinetry into the dining area helped join the spaces together. The light paint and warm, wide-planked, barn wood flooring throughout brought unity and brightness to the entire first floor and gave the homeowners a sense of coastal living.

THE RESULTS

By eliminating the kitchen wall, unifying the flooring, and remodeling the kitchen and bathrooms, the transformed home gained a newfound sense of openness and fluidity. The homeowners were provided a fresh, open, and cohesive space that is airy and inviting. With simple elegance that is comfortable and coastal, our clients now have the ambiance of California living in the Midwest.



[CLICK
HERE](#)

See the full
video tour!



Gary Haldeman
(402) 403-2378
www.hcremodel.com



Mission Hills Main Floor Reimagined

5714 S 166th Ave Circle | Omaha



**CLICK
HERE** See the full
video tour!

THE CHALLENGE

When the homeowners came to us, they had rooms that weren't being utilized, outdated layouts, and a desire for a main floor that is more functional for their family's busy lifestyle. We knew off the bat there were going to be challenges that we would encounter. However, we were ready to get to the drawing board and make the homeowners vision come to life!

THE VISION

To make the homeowners' vision come to life we needed to update the kitchen, transform the formal dining room into a space that is more functional, rework the laundry room and pantry area, and find room for a designated drop zone. We also needed to refresh a few spaces including the fireplace, powder bathroom, dining room, office, and entryway. Making the vision come to life was a challenging but rewarding process.

THE SOLUTION

By closing off the unused formal dining room from the entryway, we transformed the space into a laundry and drop zone and added an extra entrance from the garage to create easy access to that space.

That left the existing laundry/drop zone room open to create a pantry. The kitchen was completely gutted and reworked. The office doorways were moved to create a space the client could close off if needed but the large custom metal doors allowed the light from the windows to still reach the rest of the home. We tied in the metal look of the office doors into the railings in the entryway and refaced the fireplace to carry the modern look.

THE RESULTS

The results of this main floor renovation made the home almost unrecognizable. The mix of painted black and white oak cabinets gave the space a modern touch. As a result of the main floor renovation the kitchen gained a whole new look including additional seating, prep space, and storage due to the full overlay cabinets that went to the ceiling with a single flat stack piece of crown. Right off the kitchen, the powder bathroom was transformed with a beautiful hickory floating vanity and a whole wall of stone as an accent behind the mirror. The fireplace received new cabinets, floating shelves flanking either side as well as new stone for the face. Reworking the laundry, drop zone and pantry gave the clients all the necessary storage and designated spaces. Brick was a unique touch we added into a few spaces – the floor in the laundry room and pantry, behind the bar off the kitchen and behind the bathroom vanity mirror. Another unique touch we knew we needed to add was the metal detailing on the office doors and stair railings.

The clients love the way each space is unique but flows together seamlessly. This home is now a perfect space for family gatherings and summer soirees.



Michaela Mencke
Lead Designer/Cabinet Manager
(531) 301-9550
cabinetsomaha.com

PRESENTING SPONSOR **METROPOLITAN**
UTILITIES DISTRICT



Lake Zorinsky Traditional with a Twist

17070 Pasadena Court | Omaha



THE CHALLENGE

To update this 2003 Country Club style Kitchen and Family Room to a more family-friendly, interactive design. The homeowner also wanted more light, with views to their outdoor living Space.

THE VISION

The homeowners desired opening up and bridging the interior and exterior spaces, providing a natural flow from the kitchen into the adjacent hearth room. They wanted to utilize more natural finishes and modern fixtures in the kitchen, updating the interior finishes of the space, implementing new furnishings and finishing off with the perfect window coverings.

THE SOLUTION

Working with the homeowners vision, Eric Bosco and Bobbi Jo Cheek offered suggestions for design revisions, updated finishes and functionalities to better suit the homeowner's busy lifestyle .

THE RESULTS

Eric and Bobbi Jo worked with the homeowner to incorporate more modern finishes, while embracing timeless style. Moving from bar height to a standard countertop height made a surprising difference in form and function and provided a more open, casual feel to the space.

Eric exchanged maple cabinetry, granite countertops and a natural backsplash for stained Knotty Alder lower and painted upper cabinets, Quartzite countertops and handcrafted backsplash. Bobbi Jo replaced the outdated faux wood blinds with Hunter Douglas motorized window shades. The new window covering design brings the outdoors in, while offering added convenience.

The result is a kitchen that offers elegance and sophistication, while providing a more family friendly interactive experience at the heart of the home. Bobbi Jo finished off the rest of the main level with custom roman shades, highlighting Schumacher Fabrics.



See the full
video tour!



Bobbi Jo Cheek
402-669-3212
gotchacovered.com/west-omaha



Eric Bosco
402-578-4295
boscoshomeimprovement.com





Old Town Elkhorn Home Revived

3340 N 207th Terrace | Elkhorn



**CLICK
HERE**

See the full video tour!



Dave Sorys, Owner
(402) 677-5652
davesorysconstruction.com

THE CHALLENGE

The homeowners recently purchased this 60-year-old home in Old Town Elkhorn, and it was begging for attention and modernized updates. The homeowners were drawn into this home; a sprawling ranch located on a large, tree-lotted area with plenty of space.

THE VISION

The homeowners desired a more open-concept and modernized space, taking this home from the 1960s to a more traditional style. They knew they wanted to transform their home into a more functional and comfortable home, and to accomplish this, they would have to open up the kitchen space and fireplace located in the middle of the home.

THE SOLUTION

There was no doubt – the blue painted paneling located throughout the main floor had to go. Dave doubled the space of the kitchen, added a larger island for entertaining and more seating and updated the old white cabinets. They updated old hanging lighting fixtures with recessed can lighting, opened up the wall of the fireplace on both sides, allowing traffic to move through more freely. In addition to the updated interior living space, a glass sliding door was added to bring you directly into the newly renovated outdoor living space.

THE RESULTS

The homeowners were able to transition their outdated home to modernized and comfortable, without losing the warmth and character that appealed to them when purchasing. They were able to create a more spacious and comfortable space that is great for lounging or entertaining. The homeowners can now lounge in their renovated sun porch that is enjoyable from spring to fall.



PRESENTING SPONSOR **METROPOLITAN UTILITIES DISTRICT**

CLICK
HERE

See the full
video tour!



Modern Luxurious Backyard Retreat

5409 N 208th Street | Elkhorn

THE CHALLENGE

The homeowners purchased a newly built custom home on the edge of Elkhorn in 2022 and soon learned that the outdoor space was not ideal for their growing family. They dreamed of a space to enjoy the outdoors without all the annoying bugs and wind. .

THE VISION

Initially the design focused on enclosing the space with screens. During the consultation, the owners realized their space was too small and they needed more living area open to the outside. They also wanted to include some luxurious amenities. To accomplish this, the existing covered patio would need to be extended and the roof redesigned. .

THE SOLUTION

The existing roof over the patio was removed and new roof trusses were installed to span the large distance. The new roof extends into the yard to nearly double their covered space. New walls were built to house a gas fireplace with a stone façade. A half wall with a bar counter top creates a barrier between the new space and the outdoors. Motorized screens were installed on all three sides to allow for maximum enjoyment of the space regardless of outside conditions. The patio was extended further to the side for grilling and additional seating.

THE RESULTS

The homeowners now have options with an outdoor living room that can be secluded and private or open to the outdoors. When their young children get restless from being inside, they can enjoy the outdoors without the worry of insects or excessive weather conditions. The family can now enjoy all year long!



Travis
402-459-3054



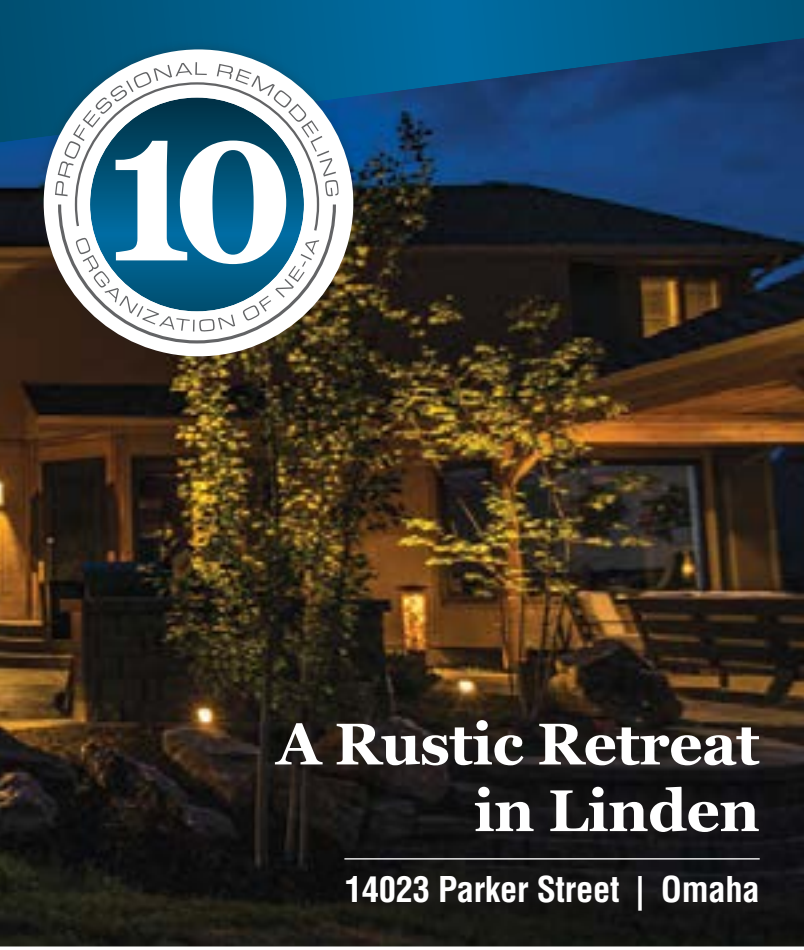
ForsmansFinest.com
402-504-2751



Shelley
402-650-3932

METROPOLITAN
UTILITIES DISTRICT

PRESENTING SPONSOR



A Rustic Retreat in Linden

14023 Parker Street | Omaha



See the full video tour!



THE CHALLENGE

This residential home had an adequate backyard space that was outdated and becoming less than functional for hosting. With an existing deck space that was deteriorating, a new gathering space was a must. Overgrown plant material obstructed views and enclosed the space further. In addition, large patches of dirt along the fenceline proved to be an eyesore.

THE VISION

Create a new backyard gathering space that provides multiple areas with different functions, while also integrating new landscape beds and plant materials to enhance new beauty and desired privacy.

THE SOLUTION

Create an entirely new concept suitable for large gatherings and manageable landscape elements. Removing unwanted and outdated existing structures allowed us to lay the groundwork for a fresh start. We envisioned and created an elevated patio design that maximized space while offering different viewpoints, adding a dynamic dimension to their backyard experience. By defining the patio into distinct functional areas, we were able to tailor choice of material and elements to suit specific purposes, creating practicality and aesthetic coherence. The large focal point of the space being a covered seating area that provided a cozy experience for users that can be utilized during inclement weather. Dedicating another portion of the patio to a grilling and dining section allows for easy hosting abilities and entertainment opportunities. To soften the new hardscape elements of this backyard, we integrated numerous landscape beds around and within the patio. To address the fenceline aesthetic problems, we extended an existing landscape bed and brought in new plant material to match landscape beds that are patio-side. This thoughtful decision contributed to a sense of unity throughout the whole backyard.

THE RESULTS

A new beautiful outdoor gathering space that meets their hosting needs and serves as an extension of their home's interior. Fostering a new love for the exterior of their home and inviting users to enjoy more time outside.



Travis Lerdahl
Founder & Principal Designer
Priority Landscape Construction
priority-landscape.com



Lane Hinton
Precision Enterprises Inc
402-592-3323
precisionenterprise.com

PRESENTING SPONSOR **METROPOLITAN UTILITIES DISTRICT**

CLICK
HERE

See the full
video tour!

Ridgefield Transitional Twist Remodel

13106 Hamilton Street | Omaha



THE CHALLENGE

The Ridgefield Transitional Twist Remodel was a space that had great bones but lacked the soul that this young family was looking for in their space. While it had a large kitchen that was added on years prior, it was outdated, had a low functioning wingback island, and minimal amenities. The remaining main floor had several personalities that the homeowners wanted to meld to create a space that was durable, functional, and had a lot more style.

THE VISION

Create a home that gave a nod to the transitional architectural style of the space but also infused the family's eclectic style and unique art.

THE SOLUTION

Work WITH the space and not against it. Knowing that projects of this scale can add up very quickly, it was important to not delete every element of the space and have to spend a lot of money to add the character back in. Instead, they focused the funds into the elements that had the most bang for their buck: Flooring, kitchen island, bathroom, and new furniture. Then, we let the power of paint work its magic on the remaining elements and create a color scheme throughout the home that was "color without being colorful" and felt relaxed and casual. Mike James Renovation was able to get creative with transitioning the original to new elements and making sure everything flowed together seamlessly. The original wainscoting, coffered ceilings, perimeter kitchen cabinets and laundry room storage received their glow up through paint—saving the homeowners a large portion of their budget that could be allocated throughout the space.

THE RESULTS

A beautiful space that feels like a gut renovation, but salvaged a lot more than you'd expect. There are timeless elements like wainscoting, crown molding, and coffered ceilings mixed with warm updates like walnut-look flooring, saturated color, and modern artwork. A stunning transitional space with a twist.



ICONIC STYLING
design studio

Leah Scheppers
Founder + Principal Designer
iconicstyling.com



Mike Gitt
General Contractor + Owner.
Mike James Renovation
mikejamesrenovation.com

METROPOLITAN
UTILITIES DISTRICT

PRESENTING SPONSOR



Mid-Century Modern Kitchen

1810 S 109th Street | Omaha



THE CHALLENGE

Remodeling a U-shaped galley kitchen with multiple entry points presented a unique set of challenges that required careful planning and execution. Our primary challenge was how to maximize the existing space while eliminating bottlenecks, especially with multiple entries disrupting the kitchen's layout. Without compromising the usability of the space, balancing functionality and aesthetic was our highest priority. We strategically integrated essential appliances and storage solutions throughout the kitchen to distribute high-usage areas, allowing the entire space to be used more efficiently.

THE VISION

The vision for the design was to utilize mid-century straight lines and special feature elements to offer timeless sophistication and understated elegance. We wanted straight lines prominently featured throughout the space, offering a sense of order and simplicity. In order to infuse the space with character and charm, we included special feature elements such as LED lighting, iconic furniture pieces, and natural walnut which added personality and depth to the design.

THE SOLUTION

Light-colored material selections were used to draw the eye upward and create a sense of airiness. To add contrast, we used natural walnut to ground the space and channel the home's existing mid-century aesthetic. Appliances were reconfigured to maximize the flow. We added wraparound floating shelves with a vertical LED light feature to break up the wall of cabinetry and create visual interest.

THE RESULTS

Creating a space that feels both nostalgic and refreshingly contemporary, the result is a meticulously curated interior that pays homage to the iconic design principles of the mid-century era while incorporating modern comforts and amenities. We were able to honor the homeowners' desire to preserve the U-shaped galley kitchen while increasing functionality and efficiency. The thoughtful blend of past and present elements ensures that the space not only honors its design roots but also offers a welcoming and stylish kitchen for our homeowners.



Gary Haldeman
(402) 403-2378
www.hcremodel.com

PRESENTING SPONSOR **METROPOLITAN UTILITIES DISTRICT**



Charming Rockbrook Raised Ranch

3305 S 106th Street | Omaha



CLICK
HERE

See the full
video tour!



THE CHALLENGE

This original, split-entry home in Rockbrook had many classic finishes of homes in the area. The kitchen was tight, space was unforgiving, and the overall flow could be improved and maximized. The fireplace was inefficient, open wood burning, completely impractical for families with small children. The existing hydronic baseboard heating had to be removed to accommodate the updated kitchen cabinetry, and there were numerous existing windows to plan around in the kitchen.

THE VISION

Bright, open, airy, and modern was the goal. Just picture it: a totally reimagined, open, expansive and updated kitchen with an impressive addition of an appliance garage, a newly-established dining nook, beautiful open living room, a defined office space, and a new, stately entryway for a dramatic entrance to this amazingly refreshed Rockbrook home.

THE SOLUTION

The home was enhanced and refreshed through design and construction, with no element of this main floor left unturned. The back wall of the original kitchen was removed to create an open concept floor plan that expands the footprint of the home. Hydronic baseboard heaters with fans were planned where the baseboard heaters were removed. Additional kitchen storage was created, and a new dining room nook was established to better utilize the space of the home to meet the homeowner's needs.

THE RESULTS

The moment you open the front door, the entryway makes a statement, which leads to a stunning, totally renovated home with updated hardwoods throughout, modernized appliances and finishes in the kitchen to make a wow factor as the heart of the home. The now open concept space transcends homeowners and guests to an updated, cozy, and inviting retreat, perfect for hosting intimate or larger gatherings. Ample kitchen storage, a large island, and beautiful lighting throughout top off the look. The new dining nook is perfect for family meals, homework sessions, or game night. The newly-defined office is updated, providing a great getaway not far from all the family action. The homeowners are happy to report that they truly love their home again!



Megan Nelson
Owner + Designer
nestwiththenelsons.com



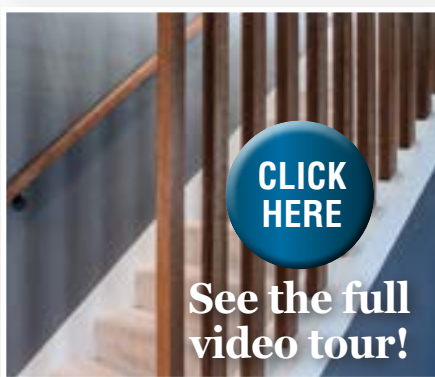
TRIBUTARY
DESIGN CONSTRUCTION

Laura Houston
President
www.tributarydc.com



METROPOLITAN
UTILITIES DISTRICT

PRESENTING SPONSOR



Westside Primary Suite & Walkout Addition

9102 Poppleton Avenue | Omaha

See the full video tour!

THE CHALLENGE

After the homeowner added a garage and remodeled their kitchen, the homeowners knew it was time for an addition for a growing family. They came to us with a vision of adding on a large primary suite and walkout basement space. The challenge that came along with this was the desire to utilize the remaining yard space for a pool. With that in mind, the basement space needed to be functional year-round.

THE VISION

The owner's vision for this addition was to create a spa-like primary suite on the main floor, additional laundry space, wet bar and a basement space that is functional year-round. The homeowners wanted the exterior design to be a continuation of the exiting ranch home. The materials had to hold up to a busy family and yet bring the 60's home into the present day.

THE SOLUTION

Starting with the basement walk out space, we were able to layout a storage room, extra bedroom, bathroom, a playroom, and still allowing for a large open space with a wet bar for hosting, a sun filled fitness room. This space flowed perfectly into the existing basement space which made it seem like the addition has always been a part of the home. On the main level, the existing primary bedroom and bathroom were converted into a spare bedroom, hall bathroom, and hall closet for additional storage. The upper part of the addition was exclusively their primary suite. This allowed for the couple to have a large primary bedroom, spa like primary bathroom, and walk in closet all to themselves.

THE RESULTS

Finally feeling like their home was complete, the homeowners were left with an addition that looked as though it was always a part of the home. The luxury primary suite upstairs gave the couple a space that felt removed from the rest of the house. This space was a dream come true for the couple and is full of intentional details. The hardwood floors to match the existing upstairs, tons of natural light, custom stair spindle detail, a spacious primary bedroom with a cozy fireplace, coffered ceiling, beams, and a spacious walk-in closet. Not to mention the new basement space that checked all the boxes. Made up of an extra bedroom, bathroom, and a large open space with a wet bar for hosting that can be used year-round – pool party approved! With the new addition full of new functional spaces, the homeowners are ready to get their pool done and start enjoying their forever home.



Tim Silkknitter
(402) 740-9551 | GittDBR.com



PRESENTING SPONSOR

METROPOLITAN UTILITIES DISTRICT



**CLICK
HERE**

**See the full
video tour!**

Modern Outdoor Dining in Aksarben



THE CHALLENGE

Inner Rail Food Hall serves as an outstanding community space for the Omaha Metro, but needed an addition that would create a high functioning space & allow end-users to enjoy the outdoor seating for a longer period of time throughout the year.

THE VISION

Create a solution that fits the narrow space, is safe for public use, and compliments the already stunning architectural features that the Food Hall and surrounding Aksarben areas offer.

THE SOLUTION

A seven-zone multilayered aluminum pergola with motorized louvers, heaters, lights, an integrated gutter system, and side panels that help diffuse the once “wind-tunnel” in the Food Hall. Factoring in both the aesthetics and what the public would appreciate are the most important aspects of a project like this. Between both the heaters & pergola, this outdoor space will extend its use by approximately 30-45 days per year.

THE RESULTS

A space that will bring the Omaha Metro together outdoors for a longer period of time throughout the year. With all of the creativity in the Aksarben area, there needed to be a pergola structure that would fit in seamlessly with the other architectural elements that the Aksarben area has to offer.



Kyra McWilliams
Architectural Representative
402.639.0776
kmcwilliams@fireplacestonepatio.com
www.fireplacestonepatio.com

Thank You

SPONSORS

PRESENTING SPONSOR

METROPOLITAN UTILITIES DISTRICT

PLATINUM SPONSOR

DIAMOND SPONSOR



**BUILDERS
SUPPLY CO**
Where quality costs less



GOLD SPONSORS



VIRTUACTIVE



WINDOW INNOVATIONS
Solutions for Windows, Doors and More!

FRONT COVER
SPONSOR



MARKETING
SPONSOR



Connecting
those in need



with those
who can help.

We're in this together.

M.U.D.'s Home Fund provides help for the most vulnerable members of our community, and we couldn't do it without the financial support we receive from our generous donors. Unfortunately, the need is greater than the funds we have available.

Please consider making a year-end, tax-deductible contribution today, where 100% of your donation will directly help a neighbor in need.

For years, so many of our friends, family and neighbors in the greater Omaha area have struggled to pay their utility bills. M.U.D. has had an unprecedented number of customers facing financial hardships reach out to us for help. These families are struggling to make ends meet and are having to make difficult choices between necessities such as food, childcare, medicine and utilities. The life-essential services we provide every day are crucial to meet the needs of our community.

About the Home Fund: The fund, established in 1983 to assist seniors, people with disabilities and limited-income customers suffering severe financial hardships, has raised nearly \$4.5 million and served more than 35,000 households. Donations are administered by Dollar Energy Fund, a 501(c)(3).


The mission: To provide utility assistance by connecting customers in need with the community.

We've made it easy to give online:

 mudomaha.com/homefund



METROPOLITAN
UTILITIES DISTRICT



WE SPECIALIZE IN:

- Financial Education
- Budgeting
- Debt Elimination
- Income Protection
- Insurances
- College Savings
- Retirement Planning
- Legacy Planning

WHO WE ARE:

We teach families how money works and coach them to make wise financial decisions. We build comprehensive financial plans to take you from where you are to where you want to be, so you can worry less about money and enjoy life more.



Cathy Haldeman, CIMA®
Financial Advisor
402-850-3139



Andrew Fetter
Wealth Building Coach
712-326-9557

PRO OF NE-IA MEMBERS

Set the Standard IN THE REMODELING INDUSTRY.

Our mission at PRO of NE-IA is to be the most trusted resource in remodeling, where homeowners and professional remodelers alike turn for inspiration and information in the Omaha Metro and surrounding areas. When you hire a PRO member company, rest assured that your remodeler will adhere to the PRO Pledge of core values and the PRO Code of Ethics.



Trust. Knowledge. Professionalism.

When consumers hire PRO of NE-IA member, they're working with an experienced professional who adhere to PRO's Code of Ethics and Standards of Practice, PRO members are vetted to comply with the following:

- In business for a minimum of one year
- Carry all licensing and insurance required by the federal, state and local authorities
- Hold to the highest industry standards, ethics and business operations
- Invest in knowledge, skill development and quality production
- Enhance the professionalism of remodeling
- Be an ally to clients

PRO's website makes it easy to find a remodeler in your area. Get inspired-learn the importance about certifications and the benefits of using a PRO member all in one place.

Visit <https://proremodelingomaha.org/members-omaha-pro-ne-ia/>



Have questions or want to talk to someone directly?

Call us at **402-331-1718**

NEW OR
REPLACEMENT
WINDOWS

FOR YOUR
dream
HOME

MARVIN® 



OUR PROCESS IS EASY!

We consult, measure and
install to perfection.

Compare our everyday value
to the competition's gimmicks.
You might be surprised!

CALL NOW & TALK TO YOUR
WINDOW EXPERT!
402-905-9100



WINDOW INNOVATIONS

Solutions for Windows, Doors and More!

WindowInnovations.com

OUR SHOWROOM

8831 S. 117th St.
La Vista, NE 68128



PRO Members Set the Standard in the Remodeling Industry

Our mission is to be the Omaha Metro's most trusted resource in remodeling, where homeowners and professional remodelers alike turn for inspiration and information. When you hire a PRO member company, rest assured that your remodeler will adhere to the PRO Pledge of core values and the PRO Code of Ethics.

**We are professionals.
We are PRO.
We are responsible:**

- To our clients: to be honest, ethical and competent in all we do for them
- To our employees: to provide safe and rewarding workplaces, free of discrimination
- To our fellow members: to act as colleagues, not competitors, and to lift each other up
- To our communities: to be the positive and trusted face of our industry
- To our natural and built environment: to be good stewards of both
- And to our industry: to ensure its growth and good health

PRO Pledge Our Code of Ethics

To our clients: to be honest, ethical and competent in all we do for them

- Write fair contracts and warranties which comply with all applicable laws and regulations, and honor our agreements fully
- Advertise truthfully
- Communicate clearly, honestly and promptly
 1. Make sure our clients understand from the beginning, exactly what we will be doing for them, and what we will not
 2. Be honest in all our communications with clients and admit
 3. Respond to our clients' questions or concerns promptly
- Be the experts our clients have hired us to be
 1. Keep current on best practices in the field
 2. Supervise our projects effectively

To our fellow members: to act as colleagues, not competitors, and to lift each other up

- Encourage free trade and competition, and take no actions to limit either
- Encourage and aid in the professional development of fellow members
 1. Mentoring/ being mentored
 2. Involvement in certifications/training
- Encourage recognition for excellence
 1. Projects
 2. Community service
 3. Service to our PRO organization

To our communities: to be the positive and trusted face of our industry

- Be the positive face of our profession/ industry
 1. Work respectfully and cooperatively with all agencies that govern us
 2. Our jobsites speak for us! Keep them clean and orderly!
- Be the trusted source for vetted professionals

To our employees: to provide safe and rewarding workplaces, free of discrimination

- Maintain safe workplaces
 1. Encourage safety discussions regularly
 2. Observe and correct unsafe work conditions/practices promptly
- Commitment to professional development
 1. Encourage continuing education and certifications where appropriate
- Freedom from discrimination or harassment based on gender, sexual identity, race, ethnicity, political or religious beliefs
- Fair pay and legitimate employment
 1. Follow IRS rules on who is and who is not an employee

To our natural and built environment: to be good stewards of both

- The natural environment
 1. Use environmentally friendly materials when feasible
 2. Dispose of waste properly
- Work to limit the amount of waste our projects generate
- The built environment
 1. Honor the history and traditions of the buildings and communities in which we work
 2. Promote products and services which are suited to their applications, economically sound, safe, and which do not endanger people and structures

To our industry: to ensure its growth and good health

- Proper licensure and insurance as required by law
- Commitment to best business practices and accounting standards
- Commitment to the preservation and vitality of our industry
 1. Supporting educational programs/ apprenticeships
 2. Recruiting future workers from traditional and non-traditional places



Members

A1 United Heating, Air & Electrical

Ben Micek
402-810 - 3914
a1united.net

AA Windows 'N' Doors Inc.

Gary Smith
402-734-2076
aawindowsndoors.com

ABC Supply Co. Inc.

Jason Janzen
402-718-3005
abcsupply.com

Accent Window Fashions

Don Helms
402-690-5772
omahawindowcovering.com

Advance Design & Construction, Inc.

Austin Abboud
austin@adchomes.com

Allis Demolition LLC

Tyler Allis| Owner
402-301-5087
allisservices.com

Apropos Design

Shandra Pettit, Allied ASID
402-203-6824
aproposdesign.co

Archetype Homes

Corey Harpster
402-213-9400
archetypehomes1@gmail.com

ARCS - LLC

Aaron Rippe
402-503-9030
arcsllc.net

Artistico Design

Stacie Muhle
402-650-6526
artisticodesign.net

Axiom Construction Services, Inc.

Ted Brownlee
402-968-8019
toolskillz@cox.net

Bennett Home Improvement LLC

Nick Bennett
402-637-6501
bennetthomepro.com

Better Business Bureau

Scott Steinmeyer
402-391-7612
bbb.org

Bielenberg Builders, Inc

Jeff Bielenberg
402-325-6382
bielenbergbuilders.com

Big Birge Plumbing

Brad Birge
402-575-0102
bigbirgeplumbing.com

Bin There Dump That Omaha

Peter & Sue Maier
402-884-4014
omaha.bintheredumpthatusa.com/home

Bosco's Home Improvement

Doug Bosco
402-578-4295
bigredhouse.org

Boyd Jones Construction

Tim Meyer
402-553-1804
boydjones.biz

Builders Supply Co., Inc.

Dan Wellendorf
402-331-4500
builderssupplyco.com

Buildertrend

Dan Houghton
402-905-2506
buildertrend.com

Cabinet Design Studio

Michaela Mencke
531-301-9550
michaela@cabinetsomaha.com

Callaway Construction Incorporated

Christopher Cannon
402-740-5672
ccannon1@me.com

Cambria

Adam Hittner
402-659-0053
cambriausa.com

Carlene Can LLC

Carlene Jackson
804-482-1879
carlenecan.com

Choice One Enterprises

Ken Clinard
402-612-4368
kenclinard@windstream.net

CKF

Amanda Chaney
402-884-8400
ckfco.com

Commercial Solutions Insurance

Jeff Siedlik
402-779-8777
csiau.com

Complete Comfort Heating and Cooling

Mark Shore
402-889-8442
completecomfortomaha.com

Creative Jolt

David Pehrson
402-885-9118
creativejolt.com

Custom Vinyl Fabrication

Steph Madej
402-740-5390
customvinylfab.wixsite.com/
custom-vinyl-fabrica

D&D Home Improvement

Dan Wilson
402-916-0045
dan@dndcontractors.com

D2 Construction LLC

Dan Crnic
402-672-3657
d2constructionllc@yahoo.com

Dave Sorys Construction, Inc.

Dave Sorys
402-677-5652
davesorysconstruction.com

Deck Bros LLC

Luan Nguyen
402-541-2511
deckbros.com

Distinctive Flooring Inc

Dave Blamble
402-681-4741
distinctfloor.com

Diversified Construction, Inc.

Pete Schulz
402-896-8226
divconstruction.com

DJR Remodeling Inc.

David Jordan
402-679-6019
djordanremodelinginc@cox.net

Downs Electric

Dan Downs
402.733.3080
downselectric.net

ECS Technology Solutions

James Thompson
402-672-8824
ecs.rocks

Elite Glass Services, Inc

Ben Alba
402-630-3436
eliteglassservices.com

Ellerbrock-Norris Wealth Strategies

Seth Cave
402-979-8531
ellerbrock-norris-ws.com

Fairway Independent Mortgage Corp

Terry Williams
402-301-4500
fairwayindependentmc.com/lo/
terry-williams-658551

Fibrenew Omaha South

Gabriel Ruiz
402-590-5448
Fibrenew.com/OmahaSouth

Fireplace Stone & Patio

Kim Gawecki
402-894-2222
fireplacestonepatio.com

Flair Custom Cabinets and Remodeling, Inc.

Steven Nass
402-333-8730
flaircustomcabinets.com

Floor & Decor

Amanda Blunt
402.983-0995
flooranddecor.com

Forsman's Finest Decks

Travis & Shelley Forsman
402-504-2751
ForsmansFinest.com

Four Corners Remodeling & Restoration

Mark Daly
402-916-0017
fourcornersne.com

Fox Countertops

Jeremy Lehrke
402-249-1968
foxcountertopsdsm.com/omaha-
countertops

GAF

Michael Gooding
515-344-6881
gaf.com

Gitt Construction

Tim Silkmitter
402-990-6682
gittdbr.com

Gotcha Covered Sarpy County

Michael & Kendra Highley
402-305-2426
gotchacovered.com/sarpy-county

Gotcha Covered West Omaha

Bobbi Jo Cheek
402-669-3212
gotchacovered.com/west-omaha

Greater Omaha Chamber

Julie Lucey
402-346-5000
omahachamber.org

Gregory Allen Homes

Greg Garside
402-639-8639
gregoryallenhomes@gmail.com

Habitat for Humanity

Brian Flaherty
402-515-6085
habitatomaha.org

Habitat for Humanity of Council Bluffs

Blake Johnson
712-396-2475
habitatcb.org

Happy Home Solutions

Jesse Peters
402-750-8600
happyhomesolutions.com

HC Remodel & Design

Gary Haldeman
402-403-2378
hcremodel.com

Highrock Design. Build. Remodel

Aaron Hochstein
402-614-4892
highrockomaha.com

Home Matters Construction, LLC.

Tony Inzauro
402-661-0910
hmcomaha.com

Home Renovators, Inc.

John Hrabik, Jr.
402-625-2567
home_renovators@hotmail.com

Hubby Home Improvement

Jeff Hubby
402-202-7163
hubbyhome.com

Husker Hammer Siding, Windows & Roofing

Matt Cradick
402-894-9525
huskerhammer.com

Iconic Styling + Design Studio

Leah Scheppers
402-369-2532
iconicstyling.com

Identity Marketing Group

Lynn McCormack
402-884-7190
iknowpromo.com

Integrated Builders, Inc.

Jim Zurek
402-885-8580
IntegratedBuildersInc.com

Integrated Windows

Sally Vandeberghe
402-763-2276
integratedwindows.com

Interior Design Group

Anita Wiechman
402-398-9100
idgomaha.com

Invictus Mobile Auto Care

Brett Stephens
402-603-1072
invictusmobileautocare.com

J & J Sheet Metal Inc.

Jason Green
402-813-4917
jnjsheetmetal@gmail.com

James Hardie Building Products Inc.

Tom Mahony
402-617 9704
jameshardie.com

Jenkins Remodeling, LLC

Chris Jenkins
402-750-9599
jenkinsremodelingomaha.com

JH Contracting

Josh Humphrey
402-680-0346
josh@jhcontractingllc.com

Jobsource USA

Kim Kaszuba
402-331-4905
jobsourceusa.com

Johnson Deconstruct

Jack Henry
402-650-3761
jdeconstruct.com

Just Right Construction

Seth Brown
402-671-3094
justrightconstructioninc.com

JZ Construction

Jason Zuerlein
402-677-3739
jzconstruction402@gmail.com

Katie Koester - Professional EOS Implementer

Katie Koester
402-335-8244
eosworldwide.com/katie-koester

Kimberly Cahoy Design

Kim Cahoy
4026596912
kcahoydesign.com

Kitchens & Baths by Briggs

Celeste Robbins
402-330-3400
kbriggs.com



Members

Lamson Dugan & Murray LLP

Craig Martin
402-397-7300
ldmlaw.com

Lee Builders

Jordan Stadler
714-397-7587
leebuildersomaha.com

Lee Curtis The Real Estate Guy

Lee Curtis
402-212-5697
omahahomesearches.com

Legacy Design Strategies

Amy Sonnenfeld
(402) 769-3739
ldstrategies.com

Legacy Insurance Services

Chad Vacek
402-669-3743
lisomaha.com

McCoy Roofing LLC

Lee McCoy
402-616-7304
mccoyroofing.com

McKean's Floor to Ceiling

Ryan McKean
402-331-4062
mckeans.com

McKinnis Inc.

Kim Wessel
402-426-2644
mckinnisinc.com

McNamara Law Firm, PC, LLO

Patrick McNamara
mcmamaralawomaha.com

Metropolitan Community College

Trevor Secora
531-622-5819
mccneb.edu

Metropolitan Utilities District

Cindy Bacon
402-554-6666
mudomaha.com

Midwest Creditors Law, LLC

Brady Godbout
402-979-4895
midwestcreditors.com

Mike James Renovation

Mike Gitt
402-806-9011
mikejamesrenovation.com

Mike Jansen Custom Decks, Inc.

Mike Jansen
402-896-6897
jansendecks.com

Modern Health Solutions

Colin Wattonville
402-830-5904
Modernhealthsolutions.org

Moxie Construction LLC

Wayland Latham
402-213-6607
moxieconstructionllc@gmail.com

Murray Siert Construction Inc.

Murray Siert
402-391-9786
msiert1@gmail.com

Nest with the Nelsons

Megan Nelson
402-677-9324
nestwiththenelsons.com

OHARCO, Inc.

Bill Sauter
402-342-4489
oharco.com

Oldenhuis Contracting Inc.

Chris Oldenhuis, CR, CKBR, PR,
PKBR
402-573-8125
oldenhuiscontracting.com

Olivia Arends - Realty ONE Group Sterling

Olivia Arends
402-689-2844
oliviahunt.myrealtyonegroup.com

Omaha Home Improvement

Keith Harnisch
402-320-3857
omahahomeimprovement.com

Omaha Planning Department Permits and Inspections

Jay Davis
402-444-5350, ext 2115
cityofomaha.org/planning/permits

Omaha Public Schools

Ken Spellman
402-557-2600
ops.org

Omaha Publications

Tim McCormack
402-598-8813
omahamagazine.com

OutSource One Bookkeeping Services LLC

Debbie Gatzemeyer
402-799-1414
outsourceonebookkeeping.com

Paul Davis Restoration of Omaha

Mike Buckley, Lou Bozak
402-553-0373
omaha-nebraska.pauldavis.com

Pella Windows & Doors of Omaha and Lincoln

Jennifer Perez
402-331-9225
pellaomaha.com

Personal Touch Construction Inc.

Scott Braun
402-510-2407
ptcomaha.com

Perspective Construction & Contracting

Scott Lehan
402-312-3141
lehan.perspective@gmail.com

Pfeilsticker Home Enterprises

Michael Pfeilsticker
402-960-1107
mtpfeilsticker@gmail.com

Pixel Fire Marketing

Dan DeSive
402-214-5053
pixelfiremarketing.com

PowerTech, LLC

John Stephens
712-256-8702
powertechteam.com

Prairie Homes Omaha

Jeff Hubby
531-466-8808
prairiehomesomaha.com

Precision Enterprises, Inc.

Lane Hinton
402-592-3323
precisionenterprise.com

Prime Time General Contracting

Gabriel Ruiz
402-302-1663
primetimegc.com

Primerica Advisors

Cathy Haldeman
402-850-3139
primerica.com/cathyhaldeman

Principal

Matt Pinkerton
402-616-3027
pinkerton.matt@principal.com

Priority Landscape

Travis Lerdahl
402-807-8700
priority-landscape.com

Quinn Insurance Inc.

Mike Quinn
402-894-7484
mquinn@quinninsurance.com

Redbox+ Dumpsters of Omaha

Mark Fredrickson
402-490-4407
redboxplus.com/omaha

Reynolds Carpentry Inc.

David Reynolds
402-810-5790
ebrown004.wixsite.com/
reynoldscarpentry

Richland Development

John A. Clark
402-496-4100
jclark@richlanddev.com

Royalty Roofing

Mel Scaturro
402-917-7881
royaltyroofing.org

RSW Floors and More

Raimond Wojtalewicz
712-898-9027
raimond@rswfloors.com

Sanwick Remodeling Contractors

Todd Sanwick and Lisa Sanwick
402-697-9300
sanwickremodelingcontractors.com

Sellhorst Security & Sound

Dan Reuting
402-779-6773
sellhorst.com

Sennsa

Jen Baumert
402-881-8117
sennsa.com

Silver Fox Plants & Pots

Michele Shearer
402-968-0002
mshearersilverfox@gmail.com

Slobodnik Construction Group, Inc.

Thomas S. Slobodnik
402-625-2890
scginc.biz

Standard General Contracting

Emerson Bostrom
402.515.4633
emerson@standardgc.net

Straightline Design, Inc.

Mick McGuire
402-334-6752
straightlinedesign.com

Structur Design + Interiors

Garrett Friesen
402-710-1297
structurdesign.com

Superior Home Improvement, LLC

David Benson
402-657-2506
shiomaha.com

T. Hurt Construction

Andy Hearn
402-510-9585
thurtconstruction.com

The Modern Hive Interior Design

Courtney Otte
402-981-3758
themodernhive.com

The Window & Door Store

Jim Cole
402-660-1039
marvinwindowstore.com

Thomas Grady Photography

Thomas Grady
402-301-4682
thomasgradyp photography.com

Thompson's Home Improvements Inc

Kevin Nordhues
402-417-9235
thiincomaha.com

Three Nails Exteriors

Scott Pelley
402-917-3751
thre3nail@gmail.com

Thunder Roofing & Exteriors, Inc

Ted Pollack
402-980-6244
ted@thunderroofingandexteriors.com

Tributary Design and Construction Co. Inc

Laura Houston
402-618-7707
tributarydc.com

Unico Group

Cody Roach
402-677-6626
unicogroup.com

Universal Electric

Rick Peterson
402-208-0990
universalelectricmidwest.com

Upstream Concrete Sawing, Drilling and Demolition

Terry Hurt, CR
402-510-9588
upstreamconcrete.com

VIP Homes

Sam Abboud
402-953-6101
sabboud1@cox.net

VirtuActive – 3D Drafting & Design

Dave Lakin
4029798100
virtuactive.com

Virtual IT

Brad Queck
402-973-9204
govirtual-it.com

Voller Contracting

Larry Voller, CR
402-896-9578
voller_contracting@cox.net

White Castle Roofing

Holly Dreamer
402-314-9464
whitecastleroofting.com

Window Innovations

Steve Persigehl
402-905-9100
windowinnovations.com

Winfrey Plumbing of Omaha and Lincoln LLC

Philip Winfrey
winfreyplumbing.com

Wurth Media

Kary Wurth
402-507-8583
wurthmedia.com

Z Design Tile and Stone

Kyle Rasmussen
402-415-2804
ZDesignTile.com

Z-Best Carpentry, Inc.

Tim Zimmerer
402-578-3930
zbestcarpentry.com

Zeng Countertops & Surfaces

Tomaz Rossi
402-890 - 5939
zenggranite.com



Buyers Guide

Advertising, Marketing & Printing

Creative Jolt
Identity Marketing Group
Omaha Publications
Pixel Fire Marketing
Wurth Media

Association or Organization

Better Business Bureau
Greater Omaha Chamber
Habitat for Humanity of
Council Bluffs

Banking/Financing/ Accounting

Ellerbrock-Norris Wealth Strategies
Fairway Independent Mortgage Corp
Primerica Advisors
Principal
OutSource One Bookkeeping
Services LLC

Cabinetry or Closets - Design/Custom

Cabinet Design Studio
Flair Custom Cabinets and
Remodeling
CKF

Concrete Construction

T. Hurt Construction
Upstream Concrete Sawing, Drilling
and Demolition

Custom Glass Services/ Installations

Elite Glass Services, Inc.

Demolition & Green Deconstruction

Allis Demolition LLC
Johnson Deconstruct
Slobodnik Construction Group, Inc.

Design & Drafting Services

Straightline Design, Inc.
Structur Design + Interiors
VirtuActive – 3D Drafting & Design

Design Build/Remodeling Designs

Artistico Design
Bielenberg Builders, Inc
Cabinet Design Studio
Four Corners Remodeling &
Restoration
Gotcha Covered West Omaha
Interior Design Group
Kimberly Cahoy Design
Nest with the Nelsons
Oldenhuis Contracting Inc.
Structur + Design Services
T. Hurt Construction
VirtuActive - 3D Drafting & Design
Zeng Countertops & Surfaces

Dumpster Removal Service

Bin There Dump That
Redbox + Dumpsters of Omaha

Education

Katie Koester- Professional EOS
Implementer
Metropolitan Community College
Omaha Planning Department
Permits and Inspections
Omaha Public Schools

Electrical-Contractor/ Service & Repair

A1 United Heating, Air & Electrical
Downs Electric
PowerTech, LLC
Universal Electric

Electronics/Home Theater/ Security Systems

Integrated Windows
Priority Landscape
Sellhorst Security & Sound
Senna
Universal Electric

Employment

Jobsource USA

Exterior Remodeling Contractor (roofing/soffits AND/OR gutters/vinyl decks/ outdoor lighting)

AA Windows 'N' Doors Inc.
Deck Bros LLC
Fireplace Stone & Patio
Forsman's Finest Decks
Gitt Construction, Inc.
Happy Home Solutions
Home Renovators, Inc.
Husker Hammer Siding, Windows
& Roofing, Inc.
McKinnis Inc.
Mike Jansen Custom Decks, Inc
Prime Time General Contracting
Precision Enterprises, Inc.
Royalty Roofing
Thompson's Home
Improvements Inc.
Thunder Roofing & Exteriors, Inc
White Castle Roofing

Fire & Water Restoration

Paul Davis of Omaha
Four Corners Remodeling &
Restoration

Flooring (tile, hardwood floors, carpet)

Distinctive Flooring, Inc.
Floor & Decor
McKean's Floor to Ceiling
RSW Floors and More
Z Design Tile and Stone

General Contractor

Advance Design &
Construction, Inc.
ARCS- LLC
Archetype Homes
Axiom Construction Services, Inc.
Bennett Home Improvement LLC
Bielenberg Builders, Inc.
Boyd Jones Construction
Callaway Construction Incorporated
Cabinet Design Studio
Choice One Enterprises
Custom Vinyl Fabrication
D&D Home Improvement
D2 Construction LLC
Dave Sorys Construction, Inc.
Diversified Construction, Inc.
DJR Remodeling Inc.
Flair Custom Cabinets and
Remodeling
Gitt Construction, Inc.
Gregory Allen Homes
HC Remodel & Design
Highrock Design. Build. Remodel.
Home Matters Construction, LLC
Hubby Home Improvement
Integrated Builders, Inc.

Class A Contractors	All commercial and residential construction
Class B Contractors	Commercial and residential construction of four stories or less
Class C Contractors	One and two family dwellings
Class D Contractors	Residential additions and remodels (international residential code only)
Class E Contractors	Roofing, Siding, Decks, Windows, Doors and Fences

General Contractor (cont)

Jenkins Remodeling, LLC
 Just Right Construction
 JZ Construction
 Lee Builders
 Moxie Construction, Inc.
 Oldenhuis Contracting Inc.
 Omaha Home Improvement
 Personal Touch Construction Inc.
 Perspective Construction & Contracting
 Pfeilsticker Home Enterprises
 Prairie Homes Omaha
 Precision Enterprises, Inc.
 Prime Time General Contracting
 Richland Development
 Sanwick Remodeling Contractors, Inc.
 Slobodnik Construction Group, Inc.
 Standard General Contracting
 Superior Home Improvement, LLC
 T. Hurt Construction
 Thompson's Home Improvements Inc.
 Thunder Roofing & Exteriors, Inc
 Tributary Design and Construction Co. Inc.
 VIP Homes
 Z-Best Carpentry, Inc.

Heating & Air Services

A1 United Heating, Air & Electrical
 Complete Comfort Heating and Cooling

Insurance

Modern Health Solutions
 Quinn Insurance Inc.
 Unico Group

Interior Design Consultants

Apropos Design
 Artistico Design
 Cabinet Design Studio
 FLOOR & DECOR
 Gotcha Covered of West Omaha
 Gotcha Covered of Sarpy County

Interior Design Consultants (cont)

Iconic Styling + Design Studio
 Integrated Windows
 Interior Design Group
 Kimberly Cahoy Design
 Nest with the Nelsons
 The Modern Hive Design Studio

Interior Finishes (Fireplaces, Countertops, Shower Doors, Mirrors, Hardware, Mouldings, Window Coverings)

Accent Window Fashions
 Artistico Design
 Cambria
 CKF
 Fireplace Stone & Patio
 FLOOR & DECOR
 Gotcha Covered of West Omaha
 Gotcha Covered of Sarpy County
 Highrock Design. Build. Remodel
 Integrated Windows
 Interior Design Group
 Kimberly Cahoy Design
 McKean's Floor to Ceiling
 Nest with the Nelsons

Landscape/Hardscape

Priority Landscape Construction
 Upstream Concrete Sawing, Drilling and Demolition

Legal

Lamson, Dugan & Murray LLP
 Legacy Design Strategies
 McNamara Law Firm, PC, LLO
 Midwest Creditors Law, LLC

Light Fixtures, Fans & Light Control Systems

Kitchens & Baths by Briggs
 Universal Electric

Lumberyards/Building Suppliers

ABC Supply Co., Inc.
 Builders Supply Co., Inc.
 James Hardie Building Products Inc.

Marble, Granite, Quartz & Slate

Cambria
 CKF
 Fox Countertops
 Zeng Countertops & Surfaces

New Construction

Archetype Homes
 Advance Design & Construction, Inc.
 Callaway Construction Incorporated
 Custom Vinyl Fabrication
 Dave Sorys Construction, Inc.
 DJR Remodeling Inc.
 Gitt Construction, Inc.
 Highrock Design. Build. Remodel
 JH Contracting
 Just Right Construction
 Lee Builders
 Perspective Construction & Contracting
 Prairie Homes Omaha
 Slobodnik Construction Group, Inc.
 Standard General Contracting

New Construction (cont)

T. Hurt Construction
 Thompson's Home Improvements Inc.
 Tributary Design and Construction Co. Inc
 VIP Homes
 Z-Best Carpentry, Inc.

Photography

Thomas Grady Photography

Planning & Permits

Omaha Planning Department
 Permits and Inspections

Plumbers

Big Birge Plumbing
 Winfrey Plumbing of Omaha and Lincoln LLC

Real Estate

Lee Curtis The Real Estate Guy
 Olivia Arends-Realty ONE Group
 Sterling

Plumbing Suppliers

Kitchens & Baths by Briggs

Remodeling - Commercial

Bielenberg Builders, Inc.
 Boyd Jones Construction
 Choice One Enterprises
 Diversified Construction, Inc.
 Fireplace Stone & Patio
 Hubby Home Improvement
 Integrated Builders, Inc.
 JH Contracting
 Just Right Construction
 Nexterior Construction LLC

Category continued on next page



Buyers Guide

Remodeling - Commercial (cont)

Richland Development
 Royalty Roofing
 Sanwick Remodeling Contractors, Inc.
 Slobodnik Construction Group, Inc.
 T. Hurt Construction
 Voller Contracting

Remodeling-Residential (kitchen/bath/basement/decks/additions/whole house rem'l/carpentry/repairs)

Accent Window Fashions
 Advance Design & Construction, Inc.
 Allis Demolition LLC
 ARCS- LLC
 Axiom Construction Services, Inc.
 Bennett Home Improvement LLC
 Bielenberg Builders, Inc.
 Big Birge Plumbing
 Bosco's Home Improvement
 Callaway Construction Incorporated
 D2 Construction LLC
 D&D Home Improvement
 Dave Sorys Construction, Inc.
 Diversified Construction, Inc.
 DJR Remodeling Inc.
 Flair Custom Cabinets and Remodeling
 Four Corners Remodeling & Restoration
 Gitt Construction, Inc.
 Gregory Allen Homes
 HC Remodel & Design
 Highrock Design. Build. Remodel.
 Home Matters Construction, LLC

Remodeling-Residential (cont)

Hubby Home Improvement
 Integrated Builders, Inc.
 Jenkins Remodeling, LLC
 JH Contracting
 Johnson Deconstruct
 JZ Construction
 Lee Builders
 McKean's Floor to Ceiling
 Mike James Renovation
 Mike Jansen Custom Decks, Inc.
 Moxie Construction, Inc.
 Oldenhuis Contracting Inc.
 Omaha Home Improvement
 Perspective Construction & Contracting
 Precision Enterprises, Inc.
 Prime Time General Contracting
 Royalty Roofing
 Sanwick Remodeling Contractors, Inc.
 Slobodnik Construction Group, Inc.
 Standard General Contracting
 Superior Home Improvement, LLC
 T. Hurt Construction
 Three Nails Exteriors
 Tributary Design and Construction Co. Inc.
 VIP Homes
 Voller Contracting
 Z-Best Carpentry, Inc.

Class A Contractors All commercial and residential construction
Class B Contractors Commercial and residential construction of four stories or less
Class C Contractors One and two family dwellings
Class D Contractors Residential additions and remodels (international residential code only)
Class E Contractors Roofing, Siding, Decks, Windows, Doors and Fences

Roofing Contractors

Fox Countertops
 Husker Hammer Siding, Windows
 McCoy Roofing LLC
 McKinnis Roofing & Sheet Metal
 Royalty Roofing
 White Castle Roofing

Sheet Metal

J & J Sheet Metal Inc.

Software/Project Management/IT

Buildertrend
 Virtual IT

Utilities

Metropolitan Utilities District

Window - Contractors

Fibrenew Omaha South
 Elite Glass Services, Inc
 Husker Hammer Siding, Windows & Roofing
 Jenkins Remodeling, LLC
 JZ Construction
 Pella Windows & Doors of Omaha and Lincoln
 The Window & Door Store
 Thunder Roofing & Exteriors, Inc
 White Castle Roofing

Windows, Doors & Storm Doors-Suppliers

AA Windows 'N' Doors Inc.
 ABC Supply Co., Inc.
 Elite Glass Services, Inc.
 James Hardie Building Products Inc.
 Pella Windows & Doors of Omaha and Lincoln
 The Window & Door Store
 Three Nails Exteriors
 Window Innovations



Custom Decks & Patio Covers

**FORSMAN'S
FINEST**



Schedule a call for a
FREE estimate!



📞 402-504-2751 🌐 www.ForsmansFinest.com

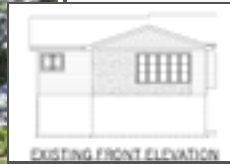


VIRTUACTIVE

3D DRAFTING & DESIGN

A LEADING LOCAL RESIDENTIAL ARCHITECTURAL FIRM

Based out of the Omaha area, we offer an interactive, positive experience that allows clients to align on plan design. We avoid potential conflicts later in the new construction or remodel process by utilizing 3D during the design phase and deliver final Construction Documents ready for bidding and permitting.



We are proud to work with Gitt Construction Inc. on the remodel and design for this home that is being featured in the 2024 PRO Tour. Visit it at 9102 Poppleton Avenue on April 20th & 21st.

"VirtuActive's Drafting and 3D team helped us bring the client's vision to life in their new primary suite and basement workout room - the process was easy and quick."

-Tim Silkmitter, General Contractor | Gitt Construction



DIGITAL MARKETING



PIXEL FIRE
MARKETING

Ignite...Engage...Grow

Call Today!
(402) 214-5053



**DIGITAL
ADS**

**WEB
DESIGN**

**SOCIAL
MEDIA**

The team at Pixel Fire absolutely knocked my website out of the park! They did a great job from start to finish on design and implementation. We love the website they built and look forward to working more with them in the future. If you're looking for someone to build a site, do SEO or marketing you can stop searching. You found your answer with Pixel Fire!

-Jesse P.

Happy Home Solutions

Pixelfire - Web Design has helped educate us on how to use social media for our business - and WOW! The amount of knowledge we have gained in such a short amount of time is invaluable. Thank you for your help Dan DeSive. We trust you completely and we're so glad we know you and your awesome team.

-Shelly F.

Forsman's Finest

www.pixelfiremarketing.com



THOMAS GRADY

PHOTOGRAPHY

Commercial, Residential, Interior and Exterior Architectural Photography

thomasgradyphotography.com

thomasgradyphotography@gmail.com



***The Midwest's largest
independently owned
lumberyard. 100%
Employee-owned.***

For over 70 years, Builders Supply has provided service to contractors and the public for all of their commercial and residential building needs. From floor joists to roof trusses and everything in between, customers know they can rely on Builders Supply to furnish all their material needs.

Lumber	Doors	Siding	Hardware
Windows	Trim	Wall Panels	Cabinets
Roofing	Decking	Trusses	Countertops



**BUILDERS
SUPPLY_{CO}**
Where quality costs less



NOW HIRING!

VISIT OUR CAREER PAGE TODAY
BUILDERSSUPPLYCO.COM/CAREERS

5701 S 72ND STREET OMAHA, NE 68127 • 402-331-4500 • OPEN TO THE PUBLIC



OMAHA



WINDOWS FOR EVERY STYLE

Pella is more than just your supplier - Pella is your valuable business partner.

Whether you're an architect, builder, remodeler or replacement contractor, We understand the challenges you face. We're dedicated to being a partner you can trust, and your source for solutions that can positively impact your business every day.



Claim your special limited time offer at PellaOmaha.com, or call 402-331-9223. Or stop by our Showroom at 14478 Crest Road in Omaha.

